

DOES CITY NOISE KEEP YOU UP AT NIGHT?



INTRODUCING **LUMIÈRE 62**

THE ULTIMATE SOLUTION FOR PEACE AND LIGHT

Living in Manhattan means energy, excitement, and breathtaking views—but also constant noise. Honking horns, sirens, construction, and late-night street chatter can make restful sleep impossible.

What if you could enjoy all the perks of city life while sleeping in total silence?


With Ponzio. **Lumière 62** soundproof windows, you don't have to choose between the vibrancy of Manhattan and the peace you crave. Our revolutionary design blocks out unwanted noise while letting in maximum natural light, transforming your home into a quiet, sun-filled retreat.

LUMIÈRE 62

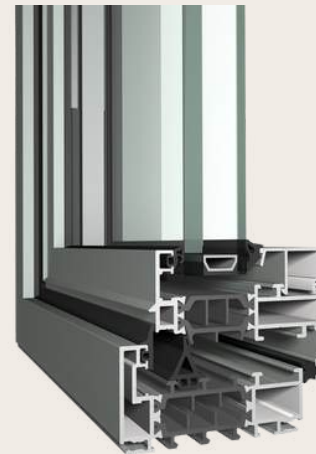
LIGHT, ELEGANCE AND COMFORT

Lumière 62 is a highly insulated aluminium windows and door system that combines ultimate comfort with minimalistic design. Its slender steel look with optional triple glazing is the perfect match for both new-builds and contemporary renovation projects. Versatility is a feature that allows the original design to be maintained while offering technical performance at the highest level.

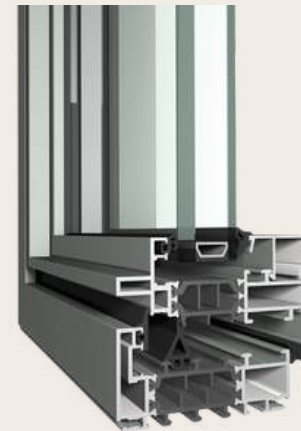
The **Lumière 62** system is available in three visual variants: Classic, Cubic and Ferro, to perfectly match the architecture of the building.



CLASSIC



CUBIC



FERRO



WHY LUMIÈRE 62 ?

Aesthetics

Unique, elegant slim profile shape with a minimum width of 72 mm for the frame and leaf assembly.

Access to light

With its slim profile design, the SlimLine 38 system allows unobstructed natural light and a panoramic view.

Choice of colour and variant

A wide range of colour options and variants to meet all your needs.

Sustainability

The profile design allows the use of double or triple glazing with a thickness of up to 55mm. This makes it possible to meet stringent thermal insulation requirements, limiting energy losses.



Safety

Increased sense of security confirmed by RC2 and PAS24 burglar resistance certificates.

Unmatched soundproofing

Designed to keep city noise out, so you can finally enjoy uninterrupted sleep.

Elegance

The minimalist, reinforced frame, invisible drainage and concealed hinges ensure that the system fits perfectly into the style of any building.

Simple maintenance

Basic maintenance is all that is required to keep the system looking unchanged. The structures have been designed so that access to all components such as hardware is easy and trouble-free.



LUMIÈRE 62

PERSONALISATION THROUGH THE FOLLOWING OPTIONS



Ultra-slim aluminium doors

A door solution with an unprecedented ultra-slim profile configuration, characteristic of steel construction.



Glass corner

An ideal option for combining two glass panes without disturbing the view.



Hidden hinges

Hidden hinges are the best way to finish off your beautiful look.



Access control

Intelligent and interactive personalisation, allowing you to monitor and open the lock remotely from anywhere.



Hidden drainage

With this personalisation, You will forget about additional cover caps and enjoy a hassle-free solution.




Mosquito net

Enjoy cool summer evenings without uninvited insects.


LUMIÈRE 62

SPECIFICATIONS AND VARIANTS

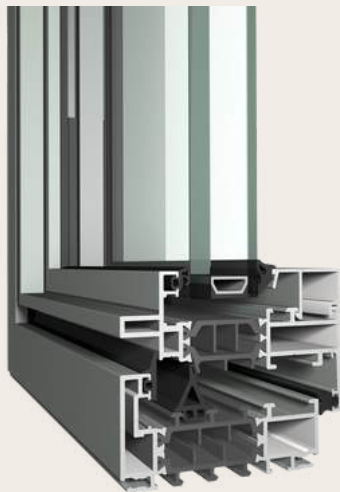
Technical characteristics



CLASSIC



CUBIC



FERRO

Minimum visible width of the opening window profile	Frame	33 mm	38 mm	38 mm
	Sash	23 mm	22 mm	21 mm
Minimum apparent width of opening balcony door profile	Frame	38 mm	n/d	38 mm
	Sash	52 mm	n/d	52 mm
Total depth of the window system	Frame	99 mm	76 mm	76 mm
	Sash	86 mm	75 mm	86 mm
Overlap height		13.5 mm	13.5 mm	13.5 mm
Glazing thickness		Up to 55 mm	Up to 55 mm	Up to 55 mm



ponzio.
STUDIO

**WE'LL HELP YOU MAKE THE
RIGHT DECISIONS.**

CONTACT@PONZIOWINDOWS.COM